

THE CZECHOSLOVAK SPECIALIST

OFFICIAL MONTHLY PUBLICATION OF THE
CZECHOSLOVAK PHILATELIC SOCIETY OF NORTH AMERICA

Copyright 1951 The Czechoslovak Philatelic Society of North America

Editor Frank J. Kovarik, 2502 So. Kedzie Ave., Chicago 23, Ill.

Vol. XIII

June 1951

No. 6

EDITORIAL

We have not yet had a show or any public function without someone coming to us with an idea to sell us stamps. We are sure that every collector had some such experience; one who is more or less in the limelight because of his position as we are, is bothered more than others. Our last show especially was a manifestation of how we are considered suckers or how people really are ignorant. It is amusing to cite a few examples: An editor of a daily has written a book in Czech. This work was sent to various dignitaries throughout Czechoslovakia immediately after the war. It is natural that acknowledgement of the receipt of the book were sent to the author. Being a very shrewd man he saved every envelope. His "collection" consisted of about 200-300 envelopes. In an effort to be polite, we looked through the mess and we were sure that a dollar offer was quite generous. In no uncertain terms we were informed we do not know the value of stamps. Offers of collections from refugees are most common. Most of the time refugees from communism escape with pockets bulging with stamps. We are sure there are more Czecho stamps in the U. S. than in Czechoslovakia. Many of these refugees know nothing about stamps but expect exaggerated profits or at least their original investment back. They do not know that because hundreds of others have the very same idea, stamps of Czechoslovakia can be had cheaper in America than in the country of origin, much less than face. * We recently thumbed through our "Editor's copies of the Czecho Specialist." In the Oct. 1945 issue we read: "The 1934 Souvenir Music Sheets sold for \$62.50 despite the fact that the 1.Kčs was heavily wrinkled." During our most recent show a member showed us this issue which he bought at auction (and adjudged genuine by all present) for \$35.00. And this, dear friends, was in superb condition. If rarities have gone down in price more than 50% what can we expect of the recent issues? In 1947 the Partisan sheet was selling for \$7.00 and more, it goes begging at a dollar now. In the same issue of the Specialist we note that Air Post covers were selling for 1/5 of Sanabria; at present many items can be had at 1/5 of the 1945 prices. We are sorry for these refugees. We are ready to give them a helping hand, in true charity, but we don't want them to think us suckers. They may be genuinely ignorant of the value of the stamps they bring into this country. We know that Czecho stamps are not the only ones so affected, stamps of all countries behind the metallic curtain are in the same predicament.

This issue of the Specialist is the last of the season and we trust our members enjoy a healthy vacation. As a rule the June issue of the Specialist

contains the membership list but we are anxious to return the cuts kindly loaned us by the American Philatelist so shall postpone the list to the September issue. Just the same, if you failed to pay your 1951 dues, this is the last Specialist you receive. You have a little extra time to correct your negligence; take advantage of it now. While we shall not do much about this publication for some time, we shall not hibernate. We have promised articles on Czecho stamps to three philatelic publications; after publication they shall be reprinted in the Specialist. Many of the newer members may wonder why we limit ourselves to "copying" from other magazines. We shall let them in on a secret. Our membership is too small and poor to go into much expense; the cost of cuts is very high. We therefore farm out our articles with the understanding that the illustrations are then either loaned or donated to the Society. In that way our members obtain all these articles in the Specialist and your magazine thus becomes a veritable storehouse of Czecho philatelic literature. If our members know of a cheaper way, we are ready to listen.

OUR PRAHA LETTER

In my last letter I mentioned the fact that a bit of controversy arose over the sale of the 5.Kčs Fučík sheets at much over face. I was sure that the glorious leaders of our country would find a reason for this. The sum total as explained by the Post Office Department is as follows: The government decided that in the future only those stamps issued in a large quantity (1 million or more) will be printed from the rotary press. All other stamps will be printed from the flat press and this sheet type (Fučík 5.Kčs) is the most practical. The new air mail stamps are printed the same way.

All collectors in Czechoslovakia are aware of the ruling that each of them is allowed to purchase only one single and one block of four of every commemorative issue. The Fučík sheet is not a commemorative sheet but an ordinary sheet. Therefore, any collector wanting the full sheet must pay for it at a rate which would prevent chiseling and in this way the Government makes it unprofitable to the enemies of the State whose ambition is to remove their money out of the country.

In my travels across the country I attend meetings and bourses of many stamp clubs. In my next letter I promise a report on my observations.

AUCTION REPORT

Following is a brief report of the financial result of the 1951 Benefit Auction.

Auction material was donated by the following members: H. O. Nouss, Mo.; C. Aikins, Canada; K. Cerny, O.; M. Glueck, Ill.; L. Horechny, N. Y.; G. Kobylka, Ill.; F. Kovarik, Ill.; L. Markovich, Wis.; B. Miller, N. Y.; R. Novy, Tex.; R. Ieinowski, Ill.; B. Reeves, Ill.; H. Smith, O.; G. Skopecek, Calif.; W. Sporka, Ill.; R. Spofford, Ill.; J. Stein, N. Y.; J. Velek, Ill.; E. Zaludek, Ill. (Here's hoping we didn't miss anybody.)

The number of mail bidders was larger this year and their bids were more generous. Some mail bidders expressed the hope that our next auction contain more items. As a matter of fact, it was a bigger auction than the Auction Sheet showed. It is the same old problem, how to get the generous members to send their donation material in time. One third of this material was received after the auction sheets went to press.

The engraving is by Jindra Schmidt.

The stamps in the form of a vertical rectangle, 23.5 x 30 mm in dimension are recess-printed in sheets of 70 and 35 copies. Their validity in the inland and international relations from April 12, 1951, until further notice.

A cacheted First Day Cover designed by Jiří Blažek, engraved by Jaroslav Goldschmied, as well as a Collection Sheet, have been also issued.

New Issue of Commemoratives marking the Agriculture



On April 28th, 1951, the Czechoslovak Post issued a set of two commemorative stamps marking the Agriculture, with the following motives, values and colors:

- a) Ploughing up the Balks, Kčs 1.50, brown
- b) Collective Cattle-Breeding, Kčs 2.—, green

The value of Kčs 1.50 designed by Jaroslav Kaiser shows two tractors with ploughs ploughing up the balks in a field. The inscription ROZORAVÁME MEZE to be found on the stamp means in English PLOUGHING UP THE BALKS.

The value of Kčs 2.00 designed by Zdenka Kadrnožková and Jan Vašíček shows the collective cattle-breeding—a pasturing herd with a cowshed in the background. In the foreground of the stamp there is depicted a woman whose readiness to work is expressed by tucking up her sleeves. The stamp bears the inscription SPOLOČNÝ CHOV DOBYTKA (COLLECTIVE CATTLE-BREEDING).

The stamps in the form of a horizontal rectangle 27 x 34 mm in dimension have been printed in photogravure by the printing works PRAVDA at Bratislava, in sheets of 100 copies. They are valid for postage from April 28th, 1951, until further notice.

At the same time a cacheted First Day Cover designed by Jaroslav Kaiser, engraved by Jaroslav Goldschmied, as well as a Collection Sheet, have been also issued.

OFFICERS

President: John Knollmueller, 2159 Preston St., Salt Lake City 5, Utah
 National Sec.: John Velek, 2229 Kimball Ave., Chicago 47, Illinois.
 International Sec.: A. J. Hrivnak, 174 Addison Rd., Riverside, Ill.
 Treasurer: Edward J. Sabol, 237 Radcliffe St., Bristol, Pa.
 Editor: F. J. Kovarik, 2502 So. Kedzie Ave., Chicago 23, Ill.
 Librarian: Leo F. Goerth, 1850 Brewster Ave., Cincinnati 7, Ohio
 Sales Mgr.: W. Fritzsche, Box 402, Geneva, N. Y.

Mention this publication when answering ads. Thanks!

INCOME

Auction	\$82.80
Donation	10.00
Overpayment from mail bidders86
Bourse tables from 13 dealers	65.00
25 dinner guests at \$1.25 each	31.25

\$189.41**EXPENSES**

Exhibition Hall	\$75.00
Dinner Expenses	23.72*
Postage (dinner invitations)	1.50
Printing of Auction Sheets	3.50
Trophies	17.54
Deficit from 1950	13.53

\$134.79

* Several Chicago Group members donated food for this.

Total income	\$189.41
Total Expense	134.79

Net Gain 54.62

Respectfully submitted, G. Kobylka, Auction Chairman;
F. Kovarik, auditor.**NEW MEMBERS**

- 445. George Vacherlon, 3507 W. 26th St., Chicago 23, Ill.
- 446. C. S. Lamb, YMCA, Owosso, Mich.
- 447. Jerome C. Zajic, 23-70 29th St., Astoria 2, L. I., N. Y.
- 448. John L. Kasper, 2726 So. Pulaski Rd., Chicago 23, Ill.
- 449. Patrick L. Flynn, 43-33 41st St., Long Island City 4, N. Y.
- 450. Frank J. Hosek, 3607 W. Cermak Rd., Chicago 23, Ill.
- 451. Louis D. Kugelman, 11 Kenilworth Dr., Toledo 8, Ohio.
- 452. Joseph E. Lustig, Box 11, New York 24, N. Y.
- 453. Otakar Kutvirt, 147 Mareeta Rd., Rochester 11, N. Y.

CHANGES OF ADDRESS

- 407. Christine S. Hushebeck, 105-B, Martin Lane, Monroe Park Apts., Wilmington 6, Del.
- 430. John J. Krivanek, 424 East Lime Ave., Monrovia, Calif.

WE ARE YOUR HEADQUARTERS

for unusual Czechoslovakian material: covers, stationery, varieties and so on. If it enhances the beauty and value of your collection, WE HAVE IT.

In order to sell Czechoslovakian Postal History, we have to buy, so dig out your duplicates of better-grade specialties, errors, varieties, covers, etc. Not only Czechoslovakia, though, but the rest of Europe, too.

POSTMAN'S KNOCK
Specialists in European Postal History

Box 6

Zone 7

Cincinnati, Ohio

CZECHOSLOVAKIA

PLATING THE STAMPS OF THE FIRST ISSUE

by John Velek

Reprinted with permission from The American Philatelist

(Continued from last issue)

Position 72. The right frame line is broken over the lower right scroll. The right dove has a dot in the left branch. There is a dot and a dash to the right of the long ray.

Position 73. There is a break in the design over the S of POSTA and a break in the right frame over the first S of SLOVENSKA. A small dot is located high above the first right tower. There are two dots directly over the spire.

Position 74. The left frame is bent toward the dove. The T of POSTA has a tiny dot in the top stroke. The left side of the sun is missing and there is a large break in the first tower at right.

Position 75. The top frame line is broken at the left and near the right end and some printings show two tiny breaks over the O of POSTA. There is a small white spot between the ST of POSTA. The sun has a break on the left and the left branch is broken just before the leaves branch out.

Position 76. There is a small break in the design over the P of POSTA and the top frame is broken just before the P. The sun has two tiny dots to the left and there is a dot above the first tower.

Position 77. There are several small breaks in the top frame line over the A of POSTA and the right frame is broken over the bottom scroll and the dove's tail. There is a short line of color between the value tablet and the bottom frame at left.

Position 78. The top frame line has a prominent break over the P of POSTA and a smaller one over the left scroll line. The left dove has a break in the wing line. There is a small white spot on the extreme right branch of the large bush.

Position 79. The top frame line has a large break over the left scroll line and a short break over the first left scroll. There is a dot to the left of the center tower. The tablet line is broken over the 2.

Position 80. A large section of the left frame line is missing over the C of CESKO. There is a dot of color in the margin about 1.5 mm. beyond the upper right corner. A small and sometimes very faint dot is located above the first right tower.

Position 81. The spire has a dot on the right side similar to position 132 but in this stamp the spire is broken almost at the top. There is a white spot in the fork formed by the top of the large bush. There is a dot above the first right tower and another in the left side of the value tablet. The bottom frame line has a break below the left dove. There is a short thin line in the top left heart. Late printings show the left side of the stamp damaged.

Position 82. There is a dot on the left side of the sun near the roof and another just above the sun. The first right tower has a dot above it and the first right leaf is broken at the left. The left dove has a dot in the bottom of the wing.

Position 83. The upper left corner is broken. The lower left corner is pointed and a short line almost joins the point to the M of MUCHA. The left dove has a dot in the left edge of the tail. There is a tiny break in the tablet line below the 5.

Position 84. This is a rather difficult position but it can be plated by the following clues: an angle connects the lower left corner with the M of MUCHA. The thin frame line below the base of the vignette has a tiny break




Figure 15. Plate I. Positions 81-100.

below the bottom left scroll. The wavy white line in this same base has a break above the 2.

Position 85. The right frame line is missing for a distance of 2.5 mm. near the bottom and is very thin at the top. The top frame has a tiny break between the PO of POSTA.

Position 86. The value tablet is broken at the top and left. (Billig #5t) Both left hearts have broken lines. There is a thin line of color thru the C of CESKO. The 2 is nicked at the top. The first stroke of the N of SLOVENSKA extends thru the design.

Position 87. The top of the K of SLOVENSKA is closed. (Billig #5w). There is a short line in the value tablet before the 2. The right frame line is broken at the top scroll.

Position 88. A heavy white line joins the left and top branches of the large bush. (Billig #5cc).

Position 89. The bottom frame has three tiny breaks below the 5. The top frame line has two tiny breaks between the P and O of POSTA and another over the right scroll line. The left side of the sun line is missing.

Position 90. The base of the vignette has a white dot above the left heart. There is a dot of color between the C and E of CESKO breaking the white frame line. There is a white dot over the uppermost right branch of the large bush. A short line joins the top frame over the T of POSTA. Most printings show an irregular line about 1.5 mm. from the stamp in the right sheet margin parallel to the frame.

Position 91. The left frame line is doubled for 3.5 mm. near the top. The right dove has a heavy line in the wing. The control number in the bottom sheet margin is 2.50.

Position 92. The right frame line is broken at the top. There is a dot over the first right tower. The top frame has two breaks over the O of POSTA. The left dove has a small dot on the breast. The left side of the sun line joins the roof at an acute angle instead of the usual right angle. 5.00 is the control number in the lower margin.

Position 93. The S of POSTA has a line of color thru the top—duplicated in Plate II. (Billig #5v). There is a small dot to the right of the spire and two others over the sun. The top frame line is weak at the right end. 7.50 is the control number.

Position 94. The top frame line is broken over the P of POSTA. There is a tiny white dot on the 5 and another under the small bush. The number in the bottom margin is 10.

Position 95. There is a fine line of color across the down stroke of the T of POSTA. There is a small break in the top of the sun. The top frame line is weak at the left end—some printings showing a small break. The control number below the stamp is 12.50.

Position 96. The right dove has a short line in the tail and a break in the bottom frame line below its feet. The E of SLOVENSKA has a fine line thru all three horizontal strokes. The top frame line is bent downward over the P of POSTA. There is a dot in the margin off the upper right corner. 15. is the number in the lower margin.

Position 97. There is a fine line thru the right side of the O of POSTA. There is a dot to the right of the ray and another over the sun. The ornamental part of the design touches the tablet line at the right. The control number is 17.50.

Position 98. The lower left heart has a dot near its center and a tiny break at the upper left. There is a faint dot over the sun to the left. 20. is the number in the sheet margin.

Position 99. The right frame line is broken at the top. The V of SLOVENSKA has a white dot on the outer edge of the right stroke. The sun line is missing at the left and right ends. The left frame line is broken below the

C of CESCO. There is an irregular white spot below the small bush. The control number is 22.50.

Position 100. The base of the vignette has a prominent white dot above the 2. Most printings show two of three tiny dots above the sun. Different printings show various lines or smears of color in the right margin including a "nail head" over the A of SLOVENSKA. The control number under the last stamp in the sheet is 5.

THE 25 HALERU PLATE II

The left edge of Plate II does not show the imperfections of Plate I. However, as soon as it was finished or after an early printing, the plate was somehow damaged. This damage may have been caused by a workman wiping the face of the plate with a cloth damp with acid. The plate was evidently put away without a thorough cleansing, causing it to corrode on the 40 positions numbered on the diagram. They include a diagonal strip about four stamps wide from the upper left corner across the entire sheet to the lower right corner.

		3	4	5	6	7			
		13	14	15	16				20
		23	24		26	27	28		
			34	35	36	37			
			44	45	46	47			
					56	57	58		
						67	68	69	
					76	77		79	
					86	87	88	89	90
						97	98		100

Diagram of Plate II showing the damaged positions

On the printed stamps the corrosion shows up in the form of tiny dots of color, sometimes so close together as to form lines or blots in the design. These are most evident on the doves and the value tablet. The flaws are most extensive on positions 24, 34, 75, and 87. The fact that the stamps printed from the damaged plate are quite plentiful would seem to indicate that the corrosion was very heavy and withstood the wear on the plate for the entire printing.

The 40 damaged positions make a very interesting group for the moderate specialist to work on.

In Plate II the 5 of the control number 12.5 is flat at the bottom.

Description of the Plating Marks on the 25 Haleru Plate II

Position 1. The value tablet has two breaks over the 2 and some printings show a small break over the 5 also. The small ornament at the upper right touches the tablet line. The tip of the first right tower is bent slightly to the left. The sun has a hump at the top. The left frame has a break over the K of CESKO. There is a fine line of color thru the LO of SLOVENSKA.

Position 2. There is a long curved line on the top of the sun. (Billig #5hh). The base of the vignette has a white dot above the right doves head. The lower right corner has a short faint line in the margin below. The top frame line is thick and very irregular near the right end.

Position 3. There is a large dot of color in the sun (Billig #5gg) and several more above the sun including one on each side of the long ray. In later printings two of the dots above the sun are quite large. The left dove has a dot in the tail and there is a small dot to the right of the second right tower. The right frame line has a tiny break over the first S of SLOVENSKA. The top frame has a small break over the left scroll line but in later printings the entire left end of the frame is very thin. The tiny dots above the sun and the irregular sun line mark this as the first of the damaged positions.

Position 4. There is an irregular line in the left side of the value tablet. The left dove has a dot on the wing and there is another on the lower left heart. The right dove has several short lines in the tail and a dot on the wing. The first right leaf has a heavy line of color in its tip.

Position 5. The left dove has several short lines and small dots in the tail and wing. The first leaf at the left is broken at the arch. The top frame has a break over the P of POSTA and the design is broken over the S. The right frame is broken over the L of SLOVENSKA and the bottom frame is broken below the right dove. The spire has a dot on the right side of the tip.

Position 6. Both left and right doves have several lines and dots in the tail and wing. (Billig #5h). There are two dots above the value tablet. There are two dots in the fifth leaf of the left group and a short line thru the third leaf of the right group. The top line is broken over the A of POSTA. Two small dots are resting on top of the sun.

Position 7. There are several tiny dots in the right dove and two in the left dove. The first three leaves in the right group have several dots in each leaf. Some printings have a "nail head" in the top margin above the T of POSTA.

Position 8. The long ray is broken towards the top. There is a short line in the right stroke of the A of POSTA. The right frame has two small nicks near the top. The left frame has a break near the bottom scroll. There is a prominent dot of color in the third leaf at the left. The sun has a break on the right side.

Position 9. There are two heavy white lines in the shape of a C on the top of the stamp, one above the fourth left leaf and the other on the right scroll line. (Billig #5u). There are two short lines in the third leaf in the left group and a dot in the fourth leaf of the right group.

Position 10. The bottom line is broken to the right of the value tablet and in the lower right corner. The top frame has a break above the A of POSTA.

Position 11. There is a short line on the upper right corner. The sun has two short lines above it and a tiny dot between it and the right tower. There is a dot in the third right leaf. A small white circle is enclosed by the right branch.

Position 12. There are two breaks in the design over the N of SLOVENSKA. (Billig #5y). The O of POSTA has a tiny dot of color at the bottom and the down stroke of the T is short. There are dots in the first




Figure 16. Plate II. Positions 1-20.

three leaves of the right group.

Position 13. There is a large break in the design over the S of CESKO. (Billig #5p). The right dove has numerous dots in the tail. There is a dot between two short lines in the fourth right leaf. The spire has a dot on the tip and there are two dots to the right of the long ray; also an extra dot above the second right tower.

Position 14. The left dove has a large cluster of dots in the tail. (Billig #5l). Similar to the variety on this position in Plate I. In the sun is a line instead of the usual dot on the roof. The top frame has a short dash resting on the right end. The third and fourth right leaves have dots on them. There are several dots on the right dove and also on the tablet.

Position 15. The small bush has a dot of color in the right branch. The left dove has a dot on the tail and a short line and another dot on the neck. There are tiny dots in the lower left heart and one in the upper right heart. The value tablet has a line and a dot on the left side. The long ray is broken in half. There is a dot on the sun and another above it.

Position 16. There is a dot above the tail of the 2 and a tiny one after the 5. The T of POSTA has a colored dot in the bottom stroke and the right stroke of the A is long. There is a small dot in the center branch of the small bush. There are two dots over the sun. The bottom frame line has a break near the 5.

Position 17. The large bush has a large white spot beneath the left branch. (Billig #5ii). There is a dot in the right dove and another on the right edge of the value tablet. The upper right heart has a break at the top. The long ray is broken near the bottom. The left frame has a small break over the O of CESKO.

Position 18. The top frame is broken above the S of POSTA. The sun has a short line on it and a dot above it. There is a short line in the second right leaf. The second right tower has an extra dot over it. There is a dot on the tablet line similar to the preceding position. The left dove has a dot on the edge of the wing.

Position 19. There is a large white spot above the small bush. (Billig #5aa). The sun has a dot on the upper right edge.

Position 20. The right dove has a line and several dots in the tail. A short line rests on the top frame at the left. There is a tiny dot in the left side of the sun.

Position 21. The T of POSTA has a thick line partway thru the crossbar; a variety transferred from Plate I. There is a short line over the sun. The regular dot over the second tower is missing.

Position 22. In the right group the first leaf has several tiny dots and the second has two short lines. There is a dot below the long ray and another resting on the sun.

Position 23. The right dove has several dots in the tail and wing. There are a number of dots in the third right leaf and one in the fourth. The sun line is doubled at the top.

Position 24. The value tablet has a large cluster of very fine dots after the 5 (Billig #5f) and the right dove has somewhat coarser dots in the tail. Also, there are a few small dots in the lower right heart. The left dove has one dot in the tail.

Position 25. The third left leaf has two short lines and there is a small dot in the top margin near the upper right corner.

Position 26. The value tablet has short lines on both sides of the figures. There are scattered dots in both right hearts and the right dove. There are also three small dots above the sun and another in the margin above the N of SLOVENSKA.

Position 27. There are several dots in the value tablet and the lower right heart. The right dove has a thin line extending from the short tail feathers.





Figure 17. Plate II. Position 21-40.



The area above the sun contains several dots of color.

Position 28. There are numerous small dots and lines in the value tablet, one of the latter joining the 2 and 5. (Billig #5c). The tablet on this position is more extensively damaged than any other stamp on the plate with the possible exception of position 87. The right dove is also damaged. There are two short lines on the sun and several dots above the sun.

Position 29. The third right leaf has a strong dot on the outside edge. The left dove has a dot in the tail. The left frame line is broken between the ES of CESKO.

Position 30. The right dove has a short line followed by a dot extending from the short tail feathers. The upper left heart is broken at the bottom left. The spire is nicked on the right side towards the top.

Position 31. There are two small dots of color on the white frame line above the P of POSTA. The right dove has a small break in the line that forms the short tail feathers. The top frame is broken near the T of POSTA.

Position 32. The right dove has a dot on the tail near the wing. The bottom frame line is broken below the value tablet. There is a faint dot above the loop of the 5.

Position 33. There is a dot on the tablet after the 5. The right dove has a tiny dot on the outside edge of the tail. There are two small dots inside the sun line and one above; also a dot to the right of the long ray and another in the fourth right leaf.

Position 34. The left dove and the two left hearts are extensively damaged. (Billig #5r). There are also a few small dots on the value tablet. The third left leaf has a strong dot near the tip and the third right leaf has one near the center. There is a tiny dot of color in the O of POSTA.

Position 35. The value tablet has several large spots of color to the right of the 5 and a small dot before the 2. There is a short line and a dot in the tail of the right dove. The third leaf at left has a dot near the stem. The top frame is broken before the P of POSTA.

Position 36. The 5 has several small dots on the right edge of the loop and a short line above the top stroke. There is a number of small dots on the right dove and lower right heart. There are dots of color in the sun and on both sides of the long ray. The top frame has a break between the TA of POSTA.

Position 37. The left dove has three dots in the tail. There is a dot on the top frame over the first right scroll. A short line and a dot are over the sun. The value tablet has a tiny dot after the 5. The upper left corner is a long point.

Position 38. The value tablet has two dots of color before the 2. There is a dot on the right edge of the sun, one on both sides of the long ray and a tiny one above the first right tower.

Position 39. There are dots of color on the right side of the top loop of the 2 (Billig #5k) and one near the end of the tail. The top margin has a line at the right corner of the stamp. In some printings this line does not extend beyond the right edge of the stamp.

Position 40. There is a heavy line and a dot inside the tail of the right dove. The value tablet has a dot over the 5 and the tablet line is broken at the top. There is a short line over the upper left corner of the stamp.

Position 41. There is a colored dot between the value tablet and the bottom frame below the two. The base of the vignette is broken below the wave line to the right of center. The first right leaf has a break at the bottom.

Position 42. There is a white dot below the crossbar in the A of SLOVENSKA. The large bush has a colored dot in the upper right branch. The right vertical stroke of the M of MUCHA is about twice its normal length. In some printings the KA of SLOVENSKA are joined at the bottom by a thin white line.

Position 43. There is a dot on top of the sun line and one below the long ray. The right dove has three small dots in the tail. There is a dot on the value tablet after the 5 and a very faint one below it near the tablet line.

Position 44. The third left leaf has a dot near the center and the right dove has two tiny dots in the tail. There is a short line and a dot between the long ray and the sun.

Position 45. The left dove has a line in the tail. The third left leaf encloses several dots of color (Billig #5q) as do the first, third and fourth right leaves. There is a dot to the left of the long ray and about three others in the tail of the right dove. A strong dot of color is located in the margin near the upper right corner.

Position 46. A thin colored line joins the 5 to the bottom of the frame. (Billig #5j). The value tablet has dots on both sides of the numerals. There are a number of small dots on the lower right hearts and the right dove. Colored dots are located just above the sun and on both sides of the long ray.

Position 47. The value tablet has several short lines before the 2. (Billig #5i). There is also a dot below the 2 and to the right of the 5. There are two tiny dots to the right of the spire and a short line on the top frame at the right end.

Position 48. The breast of the left dove has a dot on the outer edge. The design is broken above the S of POSTA. The top frame is thick at the right end.

Position 49. The left dove has a short line on the wing and a short break in the short tail feather. The value tablet has a dot on the left edge. The sun has a prominent colored spot resting on the top. The tail of the 5 is pointed at the end.

Position 50. The bottom frame line is broken below the right dove. The upper left corner touches a short diagonal line in the margin. There are two tiny dots high above the sun to the right.

Position 51. The upper right branch of the large bush has a wide line of color across the tip. (Billig #5e). This variety was transferred from Plate I. There is a dot above the tail of the 2 and another in the fifth right leaf. The left frame is broken below the C of CESKO. There is a "nail head" in the left margin about 3mm. from the lower left corner of the stamp.

Position 52. The right dove has a small dot in the tail and a large spot on the wing. There is a tiny dot on the left side of the value tablet and a short line on the first stroke of the M of MUCHA. The sun has a dot on the inside to the left and another on the outside to the right.

Position 53. A very prominent dot is located in the tail of the left dove. The top frame has several breaks above the word POSTA and the right frame is nicked on both sides of the N of SLOVENSKA. The sun line is heavy and irregular.

Position 54. The value tablet and bottom frame have breaks on the left side. There is a small dot to the right of the long ray and a large dot high above the sun to the right.

Position 55. The top frame is broken in two places at the left. The ray is very short—about one-third normal length.

Position 56. This position is extensively damaged on the right side of the value tablet. (Billig #5b). There are also three small dots in the right dove. The long ray is broken near the bottom. The dot over the second tower is large and irregular. The L of SLOVENSKA has a fine colored line thru the bottom stroke.

Position 57. There are several dots on both sides of the value tablet and the right dove. The top frame is broken above the second left scroll. The long ray is broken toward the bottom and there is a small dot over the sun. There is a short line below the A of MUCHA. The right margin has various small dots of color along the entire length of the frame line.




Figure 19. Plate II. Positions 61-80.

Position 58. There are numerous small dots of color in both doves and the value tablet. The first right tower has a large irregular spot of color over it. (Billig #5d).

Position 59. The value tablet has a small dot after the 5. The upper right corner is pointed and there is a dot in the margin outside the upper left corner. There is a short heavy line in the top center branch of the large bush.

Position 60. The right dove has two dots in the tail and a tiny dot at the end of the wing line. The top frame is broken over the S of POSTA. The ray is about one-half normal length. The lower right corner has a short point. Some printings have a "nail head" in the right margin 4 mm. from the lower right corner of the stamp.

Position 61. There are two small dots of color in the right margin at the bottom of the stamp. These are small but reliable clews to this position. The bottom frame line is thick at the right end.

Position 62. There is a short line in the third right leaf and several dots in the third and fourth right leaves. Two dots are located to the right of the long ray and another above the first right tower. The second right tower has a dot joined to the left side. The top frame has a small break near the P of POSTA and another near the right end. The word MUCHA has a dot under the M and another under the H.

Position 63. The left frame and the design are broken over the O of CESKO. There is a dot on the top frame at the right end and a break in the second right scroll. The sun has a dot above it to the right.

Position 64. There is a break in the frame and design over the S of CESKO. The first left leaf has a dot near the center and there is another just outside the upper left corner of the stamp. There is a spur on the sun line and a dot to the left of the long ray.

Position 65. There is a prominent dot between the spire and the sun. (Billig #5ff). The second right leaf has a dot on the left side. The right dove has two dots in the tail.

Position 66. A long white scratch cuts thru the EN of SLOVENSKA. The left frame has a break over the bottom scroll. The ray over the sun is shorter than normal. The top frame line is damaged between the P and O of POSTA.

Position 67. The left dove has two irregular lines in the tail. The third left leaf has a dot near the center. The top frame is depressed over the P of POSTA. Two faint dots can usually be located between the spire and the long ray. There is a dot just outside the lower right corner.

Position 68. The value tablet has a cluster of dots after the 5 and one on the line before the 2. The tail of the right dove is quite extensively damaged. The outline of the upper left heart is thick on the left side. The sun has a dot on the top. The upper right corner forms a long point.

Position 69. The left dove is heavily damaged, the tail being almost covered by fine dots of color. Thin lines join the 2 to the tablet line. (Billig #5g). There are two dots in the lower left heart. There is a dot on top of the sun, another to the right of the long ray and a third above the second right tower (besides the regular dot).

Position 70. The right dove has several spots of color in the tail. There is a small spur on the right side of the loop on the 5. A dot rests on the bottom of the upper left heart. The long ray is broken near the middle. The O of POSTA has a tiny dot of color at the bottom right.

Position 71. The right half of the bottom frame line is broken in several places. There is a dot to the left of the center tower.

Position 72. A small magnifying glass is helpful in plating this rather difficult position. Two tiny dots are the key to this stamp, one to the right of the center tower and the other just above the tip of the spire.

Position 73. There is a large dot in the center of the top branch of the

small bush and a tiny one just below. The top frame line has a dot just beyond the left end and another between the left scrolls. The upper right branch of the large bush has a white dot just below it.

Position 74. There is an elongated dot above the sun. The top frame line is this over the OS of POSTA. There are two very tiny breaks in the design below the S of POSTA. The bottom frame is broken below the right dove.

Position 75. The left dove has a dot in the tail. The value tablet has a dot above the 2 and a tiny one after the 5. There is a dot on the sun line at the upper left. The upper and lower right corners form points.

Position 76. The right dove's tail is almost completely covered by fine dots of color. (Billig #50). This is one of the most prominent of the damaged positions. There is a dot in the left dove and two in the lower right heart. The first right tower has a dot over it. The lower right corner is a long sharp point.

Position 77. Both doves have dots and short lines on the tail. The third right leaf has a dot in the center. There is a short curved line in the margin outside the upper left corner and the upper right corner ends in a long thin point. An irregular white spot is located midway between the bushes. A thin point protrudes from the right side of the loop on the 5.

Position 78. A line runs almost the entire width of the tail in the left dove. There is a dot in the second and third leaves of the right group. There is a dot in the margin outside both top corners. In some printings the right one is a large smear probably from a dirty plate.

Position 79. There are two dots in the right dove and several heavy lines and dots in the left dove. The value tablet has two dots before the 2 and a heavy dot outside the tablet line above the 5.

Position 80. The word POSTA has a fine line thru the P and a dot in the downstroke of the T. The first right tower has a dot beside it. There is a dot following the top stroke of the 5 and another in the third left leaf near the tip.

Position 81. The top loop of the 2 has a dot on the left edge. The value tablet line has a small break at the left. The top frame line is broken in two places over the right scroll line. The left stroke of the A is missing in the word MUCHA.

Position 82. The value tablet has a tiny dot before the bottom of the 2. There is a small dot in the margin at the lower right corner and a very tiny one over the second S of SLOVENSKA. The usual dot above the second right tower is missing in this position.

Position 83. The value tablet has a dot on the left edge. The S of POSTA has a thin line thru the bottom loop. There is a large and a small dot in the margin outside the lower right corner.

Position 84. The top frame line is broken over the A of POSTA and doubled at the right end. The long ray has a dot to the left of the bottom end.

Position 85. The T of POSTA has a thin line across the downstroke. Do not confuse with position 96 which has a similar variety. The right frame has a break over the N of SLOVENSKA. There is a small dot high above the sun. The upper left corner is pointed and the upper right corner has a dot above it.

Position 86. In the right cluster of leaves there are several dots in the first leaf, one heavy one in the second and two tiny ones in the third. The C of CESKO and the A of POSTA are damaged. The bottom stroke of the 2 is pointed at the left end. The value tablet has a dot on the left and the right dove has one in the tail.

Position 87. Of the forty damaged positions in this plate, this is undoubtedly the outstanding example. The plate is heavily pitted on the value

tablet and right dove. (Billig #5a). It shows dots in the left dove, to the left of the center tower, between the sun and first right tower and in the top and right branch of the large bush.

Position 88. The value tablet has dots on the lower left line and on the right side of the 5. There are dots in the second left leaf and extensive pitting in the third left leaf. There is a large break in the design over the A of POSTA. (Billig #5h).

Position 89. There are a number of fine lines and dots on the value tablet and the lower left heart. There is a dot above the sun and two in the first right leaf.

Position 90. There are dots in both doves and a very strong one on the wing of the left dove. (Billig #5m). Also a tiny dot above the sun to the right.

Position 91. The first stroke of the K of SLOVENSKA has a thin line thru the middle. The lower right heart is joined to the bottom frame line. Beginning with this position, stamps with full bottom margins are easily plated by the control number, which is 2.50 on this stamp.

Position 92. The long ray is slightly curved at the bottom and the sun has a point at the top. The center tower is joined to the short ray at the top. There is a long faint line extending diagonally from the upper right corner. The control number is 5.

Position 93. The top of the S of POSTA is damaged, a variety transferred from Plate I. (Billig #5v). The dot at the upper right corner becomes joined with the corner on heavily inked copies. 7.50 is the control number.

Position 94. There is a large nick in the top of the loop on the 5 and a minor one at the bottom. On the right dove the curved wing line is short and the usual dot in the short tail feathers is missing. The third leaf of the left group has a tiny break in the left side. The control number is 10.

Position 95. The right dove has several dots in the tail and two breaks in the breast line. The word MUCHA has a tiny dot under the U. The left frame has a small break between the ES of CESKO. The spire is broken near the top and the sun line at the left and right. The bottom margin has the control number 12.50. The 5 of the control number is flattened at the bottom on Plate II.

Position 96. The T of POSTA has a thin line thru the downstroke. The bottom frame has two breaks below the tablet. The right dove has a dot in the tail. The third right leaf has a small break at the bottom right. The usual dot above the second right tower is missing. The control number is 15.

Position 97. The second right tower has an extra dot over it. There are two dots on the sun and one to the right of the long ray. The second and third right leaves have several dots. The value tablet has two dots on the line at the bottom. The M of MUCHA has two tiny dots below it. 17.50 is the control number below the stamp. There is sometimes a "nail head" below the 1 of the control number.

Position 98. In the left group the second leaf has a small dot and the third has a dot and a curved line. The third leaf of the right group has a strong dot at the bottom and faint dots at the top. The control number is 20.

Position 99. The O of POSTA has a fine line thru the right side. There are two tiny dots near the top of the spire. The first stroke of the M of MUCHA is extended downward diagonally. The control number is 22.50.

Position 100. The T of POSTA is short at the bottom. There are two dots of color in the top loop of the first S in the word SLOVENSKA. There are several dots in the third right leaf and one in the third left leaf. Two dots rest on the top frame line at the left end. The control number below the last vertical row is 25. (koruny), the face value of the entire sheet.





Figure 20. Plate II. Positions 81-100.

Provisional Postage Dues of Czechoslovakia

By John Velek

Reprinted with permission from STAMPS



Cover showing the use of a Czechoslovakia #2 and an Austria #169 used as provisional postage due.

Provisional use of postage stamps has always held the interest of collectors, and included in this category are the postage due overprints on the first issue of Czechoslovakia and on the Austrian remainders.

The first postage due stamps of Czechoslovakia were issued on Feb. 1, 1919, but the practice of using provisional dues continued even after that date. This may have been caused by the lack of a complete distribution of the postage due stamps or by the desire of postmasters to use up the Austrian stamps left over following the first World War.

I have seen Czechoslovakia Scott Nos. 1, 2, 3, 4, 5, 7, and Austria Scott No. 154, 169, 171, with various overprints denoting their use as postage due stamps on postally used covers. Many other Austrian stamps in mint condition are known with postage due overprints, but I suspect at least some of them were manufactured as favors for collectors. The most commonly used overprint was the letter "T," international symbol of insufficiently prepaid mail and abbreviation for the word "Taxe." Other overprints known are: "Porto," "P," "Taxe," "Doplatné" and "Doplatit" (both Czech for postage due) and "Franco," most of them appearing to be handstamped although "Porto" has been seen in manuscript.

The cover illustrated was mailed at Králové Vinohrady on Jan. (?) 23, 1919, with a total of 8 Hellers postage. It was addressed to: "The Drug Store at the Black Eagle," at Cheb. The clerk marked it with a large 25 in red crayon indicating the amount of postage to be collected. At its destination a

Czechoslovakia No. 2 and an Austria No. 169 were attached, both handstamped with a black "T" to make up the 25 Hellers due and cancelled "Eger" (German for Cheb) on the 27th.

This article has only touched lightly on the subject of provisional postage dues. The author would like to examine similar Czech covers owned by other collectors. Address: John Velek, 2229 Kimball, Chicago 47, Ill.

ADVERTISING RATES

	1 insertion	5 insertions	10 or more
1 page	5.00	4.75	4.50
½ page	3.50	3.35	3.15
¼ page	2.15	2.00	1.80
⅛ page	1.50	1.35	1.25
1/16 page	1.00	.85	.75

10% discount to members.

Various cancellations or stamps of Czechoslovakia in exchange for your stamps. Lad. Kropáč, Praha-Dolní Liboc 234, Czechoslovakia.

NEW AND RECENT ISSUES

	Mint	Used			
406-09 Democratization	.. .35	.15	430-31 P. T. T.	-----	.15 --
410-13 Nationalization	--- .35	.15	432-33 Tajovsky	-----	.20 --
414-15 Neumann	----- .15	---	434-35 New Prague	-----	.15 --
416-17 Nemcova	----- .25	---	434a Philatelic Sheet	---	.25 --
418-21 Student Congress	.. .35	---	436-37 II CSR-USSR Friend		.20 --
422-23 Fibich	----- .33	---	Peace Fighters (2 v.)		.15 --
424-25 Army Day	----- .15	---	Fucik (2 vals.)	---	.20 ----
426-29a Old Prague Sheet	--- .85	.75	Heavy Industries (3)		.26 --

All CSR in stock — what do you need?

B. J. MILLER

Member C. P. S.

264 E. 180th St.

New York 57, N. Y.



We Buy and Sell

**All
European
Stamps**



CZECHOSLOVAKIA IS OUR SPECIALTY

Of this country we have every stamp in stock

Alfons Stach

MEMBER C. P. S. N. A.

99 NASSAU ST.

NEW YORK, N. Y.

Telephone BEckman 3-0553